

Electric height adjustable desks ConSet Australia



Electric height adjustable desks

501-19



501-19

Stand-alone or grouped tables

- 501-19 Center is sturdy and compact with a symmetrical design that allows access from all sides. Add the optional 75mm heavy duty locking castors and rechargeable battery and you have complete mobility without any wires.
- 501-19 Basic is excellent for grouping tables together. With 80 kg as maximum load it can be used with a variety of tabletops. Add castors and a rechargeable battery for additional flexibility.
- 501-19 Design lends unique style to this series with an attractive crescent shaped base, and well suited to be arranged in groups.



Electric height adjustable desks **501-19**



Electric height adjustable desks

501-23



Electric height adjustable desks **501-23**



501-23

Strong and stylish

501-23 is strong and stylish with integrated cable management.

Its expandable length makes it well suited for many top sizes.

The symmetrical design makes the frame excellent for conference tables and large work surfaces.

Optional 3-column versions accommodate extra long tables and L-shaped configurations. Maximum load is 175 kg.

Electric height adjustable desks

501-33



Electric height adjustable desks

501-33



501-33

Versatile and stylish

An elegant and stylish desk designed with a single telescopic open frame. The square columns give this desk a modern look, which makes it suitable for all kinds of office environments. The 501-33 is available in 3 different colours. Quick and easy to assemble - It's that easy!

Electric height adjustable desks

501-43



501-43

Modern design and stylish

The 501-43 is a 2 or 3 column desk with a sophisticated look, an open double telescope frame structure and a clean cut. You can recognize the 501-43 by its square column and slender foot design. It is available in 3 different colours. Add the third column and you get a desk, which offers plenty of space for all kinds of job functions. The robust frame makes the 501-43 a strong and durable desk for any office environment.

Electric height adjustable desks

501-43



Electric height adjustable desks

501-49



Electric height adjustable desks

501-49



501-49

A minimalistic and elegant look

An elegant desk with 2 columns designed in a minimalistic look, which will complement any office environment. The round columns are designed with a double telescopic mechanism which allows more overlap between the tubes, resulting in improved travel and stability. The 501-49 is easy to assemble and offers an impressive timeless design.

Electric height adjustable desks

501-88



501-88

Functionality and modern design

The bench 501-88 is very suitable for large office environments and the design makes it easy to separate the desks from each other with a partition screen. Minimize cable clutter and mount a cable tray, which also makes cleaning a lot easier. 501-88 is a functional, robust and durable desk for all purposes.

Electric height adjustable desks **501-88**


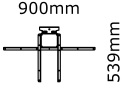

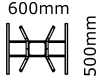

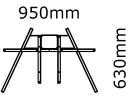

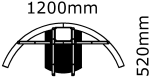


Electric height adjustable desks

Frames



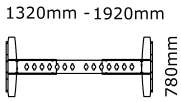

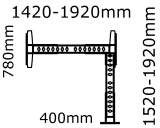
Technical specifications 501-19 | All prices in AUD incl. GST excl. freight

Page 2-3

Product photo * featured image	Dimensional drawing * featured image	Item no.	Colour	Frame height min/max (cm) incl. tabletop	Max. speed (mm/sec.)	Maximum load (kg)
		501-19 4SW 501-19 4BW *	Silver Black	68-120	28	80
		501-19 4S060 501-19 4B060 *	Silver Black	68-120	28	80
		501-19 4S095 501-19 4B095 *	Silver Black	68-120	28	80
		501-19 4S120 501-19 4B120 *	Silver Black	68-120	28	80

Technical specifications 501-23 | All prices in AUD incl. GST excl. freight

Page 4-5





Product photo * featured image	Dimensional drawing * featured image	Item no.	Colour	Frame height min/max (cm) incl. tabletop	Max. speed (mm/sec.)	Maximum load (kg)
		501-23 4SW2 501-23 4SW3 *	Silver Silver	68-120	22	175
		501-23 4S200 501-23 4B200 *	Silver Black	68-120	22	175
		501-23 4S190-190A 501-23 4B190-190A *	Silver Black	68-120	22	175

Electric height adjustable desks

Frames


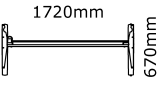



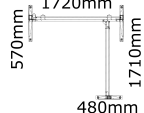
Technical specifications 501-33 | All prices in AUD incl. GST excl. freight

Page 6-7

Product photo * featured image	Dimensional drawing * featured image	Item no.	Colour	Frame height min/max (cm) incl. tabletop	Max. speed (mm/sec.)	Maximum load (kg)					
		501-33 4W072	White	68-118	25	80					
		501-33 4W092	White								
		501-33 4W112	White								
		501-33 4W142	White								
		501-33 4W152	White								
		501-33 4W172	White								
		501-33 4S072	Silver								
		501-33 4S092	Silver								
		501-33 4S112	Silver								
		501-33 4S142	Silver								
		501-33 4S152	Silver								
		501-33 4S172	Silver								
		501-33 4B072	Black								
		501-33 4B092	Black								
		501-33 4B112	Black								
		501-33 4B142	Black								
		501-33 4B152	Black								
		501-33 4B172 *	Black								
							501-33 4W112-152	White	68-118	25	80
							501-33 4W132-172	White			
501-33 4S112-152	Silver										
501-33 4S132-172	Silver										
501-33 4B112-152	Black										
501-33 4B132-172 *	Black										

Technical specifications 501-43 | All prices in AUD incl. GST excl. freight

Page 8-9

Product photo * featured image	Dimensional drawing * featured image	Item no.	Colour	Frame height min/max (cm) incl. tabletop	Max. speed (mm/sec.)	Maximum load (kg)					
		501-43 4W072	White	65-125	32	100					
		501-43 4W092	White								
		501-43 4W112	White								
		501-43 4W142	White								
		501-43 4W152	White								
		501-43 4W172	White								
		501-43 4S072	Silver								
		501-43 4S092	Silver								
		501-43 4S112	Silver								
		501-43 4S142	Silver								
		501-43 4S152	Silver								
		501-43 4S172	Silver								
		501-43 4B072	Black								
		501-43 4B092	Black								
		501-43 4B112	Black								
		501-43 4B142	Black								
		501-43 4B152	Black								
		501-43 4B172 *	Black								
							501-43 4W112-152	White	65-125	32	100
							501-43 4W132-172	White			
501-43 4S112-152	Silver										
501-43 4S132-172	Silver										
501-43 4B112-152	Black										
501-43 4B132-172 *	Black										
		501-43 4W172-172A	White	65-125	32	100					
		501-43 4S172-172A	Silver								
		501-43 4B172-172A *	Black								

Electric height adjustable desks

Frames

Technical specifications 501-49 | All prices in AUD incl. GST excl. freight

Page 10-11

Product photo * featured image	Dimensional drawing * featured image	Item no.	Colour	Frame height min/max (cm) incl. tabletop	Max. speed (mm/sec.)	Maximum load (kg)
		501-49 4W072	White	65-125	32	100
		501-49 4W092	White			
		501-49 4W112	White			
		501-49 4W142	White			
		501-49 4W152	White			
		501-49 4W172	White			
		501-49 4S072	Silver			
		501-49 4S092	Silver			
		501-49 4S112	Silver			
		501-49 4S142	Silver			
		501-49 4S152	Silver			
		501-49 4S172	Silver			
		501-49 4B072	Black			
		501-49 4B092	Black			
		501-49 4B112	Black			
		501-49 4B142	Black			
		501-49 4B152	Black			
501-49 4B172 *	Black					
		501-49 4W112-152	White	65-125	32	100
		501-49 4W132-172	White			
		501-49 4S112-152	Silver			
		501-49 4S132-172	Silver			
		501-49 4B112-152	Black			
		501-49 4B132-172 *	Black			






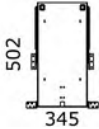

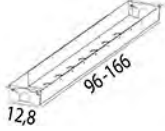




Technical specifications 501-88 | All prices in AUD incl. GST excl. freight

Page 12-13

Product photo * featured image	Dimensional drawing * featured image	Item no.	Colour	Frame height min/max (cm) incl. tabletop	Max. speed (mm/sec.)	Maximum load (kg)
		501-88 4W112	White	65-125	32	100
		501-88 4W142	White			
		501-88 4W152	White			
		501-88 4W172 *	White			
		501-88 4W112-152	White	65-125	32	100
		501-88 4W132-172 *	White			

Electric height adjustable desks

Accessories

Product photo	Dimensional drawing		Item no.
		Control panel - programmable	139250
		Set of castors (4) for 501-19, 501-26, 501-27, 501-29 and 501-37	501-19 HXXX
	 <p>502 345</p>	Tilt device for 501-19	501-19 V-HEL
	 <p>96-166 12,8</p>	Universal cable-tray, White	501-XX CW096-166
		Castorset (4), 501-33	501-XX HXXX
		Battery pack, ConSet Frame	BAT-24-1,7

Electric height adjustable desks

General information

ONE MOTOR THAT DOES IT ALL

Prolonged sitting has become part of everyday life for many office employees. When you're sitting still in front of a computer for hours every day, the risk of injuries increases and it influences your level of energy. A height adjustable desk from ConSet gives you the ability to go from the sitting to the standing position whenever you wish at the push of a button. The technique in and around the motor is the heart of the desk. It ensures calm and gentle movements when you wish to move the table top either up or down and it ensures that the table top is always evenly adjusted.

With ConSet you get a one-motor-desk that does it all.

- Reliable
- High quality
- Great lifting capacity
- High construction strength
- Good prices

STRENGTH & STABILITY

Stability means everything when you're choosing an office desk. Every height adjustable desk from ConSet is made from quality materials and meet both the EU and Danish working environment authority's demands on a flexible and ergonomic workplace. This ensures you a stable and long lasting desk – and greater employee well-being. Unlike many tables that have two motors, a ConSet table withstands an uneven load. This means that you can place your office equipment anywhere on the table top. The total load on the desk frame must always be within the maximum working load that is specified for each ConSet product.

ENVIRONMENT

At ConSet we think it is important to minimize environmental impacts. We want to take responsibility for ensuring that our products are made respecting the environment. We do this in several ways:

- Our wood products are E1, which is a guarantee that you can buy our tabletops and other wood products in good conscience.
- All electronic equipment meet RoHS framework for the reduction of hazardous substances in electronics, whereby the environmental impact is minimized.
- Through Elretur (Denmark), we ensure that electronic waste is managed environmentally under the WEEE directive.

CE MARKING & PRODUCT APPROVALS

All ConSet electric height adjustable desk frames are CE marked in collaboration with the Technological Institute in Denmark. CE marking is a requirement for height adjustable desk frames and it allows you to be sure that the producer has been through all aspects of security risks. Furthermore, our power supplies are GS-tested (German standard).

EN 527-1/2/3: Dimensions / Mechanical safety requirements / Methods of Test for the Determination of Stability and Strength of the structure
DS/EN 12720-21-22: Furniture - Assessment of surface resistance to cold liquids, wet and dry heat.

CONSET - A DANISH COMPANY

ConSet was founded in 2000 in Denmark, and our basic philosophy was that ergonomics should not be expensive. We began with the idea to develop and manufacture high quality electric height adjustable desks and to make them affordable so more people could experience the benefits of sit-stand desks. The company has succeeded well and now has distribution and subsidiaries throughout the world.




Frames


White (RAL 9016)



Black (RAL 9004)




Silver (RAL 9006)



Beech melamine



White melamine



Electric height adjustable desks

Combination chart





Dealer:

Wines Office Furniture

31 Eastwood St
3350 Ballarat

5333 5977
admin@winesofficefurniture.com.au
www.winesofficefurniture.com.au